

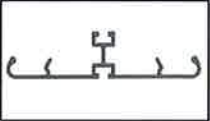
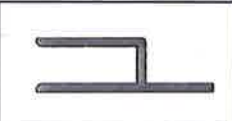





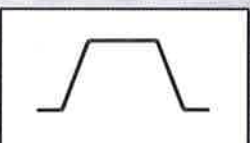
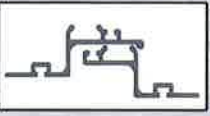

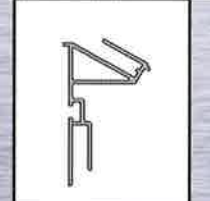
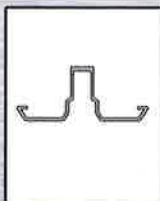





EXTRUSIONS

<p>SINGLE WIDE LOCK Used on base of greenhouse to lock in two layers of 6 mil. poly.</p>		<p>CHANNEL LOCK Used on eaves when sidewall is to be covered with PCSS & Double Poly Roof.</p>	
<p>DOUBLE WIDE LOCK W/ TRACK Used with roll-up curtain systems and at eaves of greenhouse when roof and sides are covered with poly-film.</p>		<p>PCSS END CAP Used with polycarbonate sheeting around the base of greenhouse and around framed openings.</p>	
<p>WIRE LOCK Versatile wire lock will fasten 1 to 4 layers of poly with up to 2 pieces of wire. Used on end bows and around all framed openings.</p>		<p>1" X 1" ALUMINUM ANGLE Used to flash around opening on end walls covered with PCSS.</p>	
<p>GABLE FLASH WIRE LOCK Used on end bows when the end wall is being covered with PCSS or Dyna-Glass</p>		<p>PCSS H-SPLICE Used to connect the end and sides of 8mm polycarbonate sheeting.</p>	
<p>Z-LOCK Used with drop down curtains Provides an adequate seal for a drop down curtain system.</p>		<p>GALVANIZED HAT BASE Used in place of pressure treated lumber for toe boards.</p>	
<p>UPPER & LOWER RIDGE LOCK Used specifically with poly covered ridge vents.</p>		<p>2" X 3" GALVANIZED FLASHING Used to flash opening on end walls covered with Dyna-Glass.</p>	
<p>EAVE EXTRUSION Used at the eave of free-standing structures to attach the roof and sidewall 8mm PCSS panel.</p>		<p>INTERMEDIATE BOW EXTRUSION Used to attach 8mm PCSS on the greenhouse roof.</p>	
<p>SNAP-CAP EXTRUSION Used on intermediate box extrusion to seal off PCSS panels on the roof of greenhouses. (screws required for attachment)</p>		<p>PRO-COM GUTTER Extruded aluminum gutter with built-in bolt track. For bow assembly attachment. Adapts to 2x3 or 3x3 column posts.</p>	
<p>SNOW ARCH GUTTER Universal gutter with built-in poly-fastening lock. All aluminum construction. Ideal for retro-fit projects.</p>		<p>RT GUTTER Extruded aluminum gutter with built-in bolt track for bow assembly attachments. Adapts to 2x4 or 4x4 column posts.</p>	